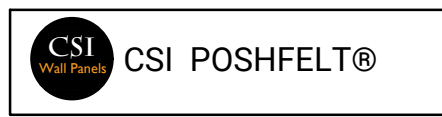
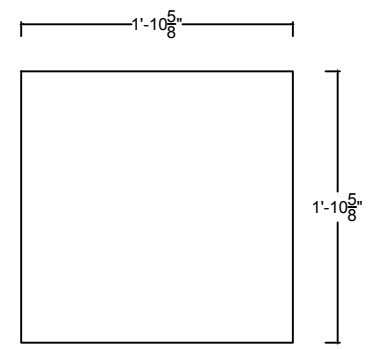
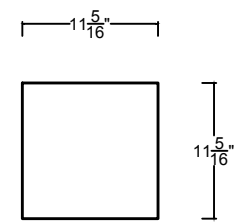
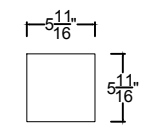
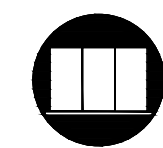
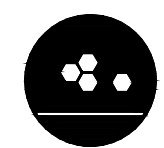


- KEY**
- 1 BASEBOARD BY OTHERS
 - 2 POSHFELT® PANEL
 - 3 EXISTING WALL ASSEMBLY



PROJECT POSHFELT® PLANAR
 ADDRESS:
 COMM. #:
 DATE: 24.10.18
 REVISED:
 DRAWN: MK CHECKED: PC

ID#PFCPLA2756
 CSI PANEL LAYOUT
 SCALE: SCALED FOR 11x17
 NOTE:



SHEET
1.1
 OF 1.1