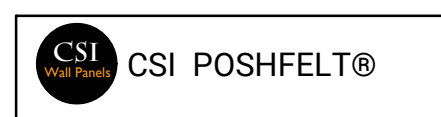
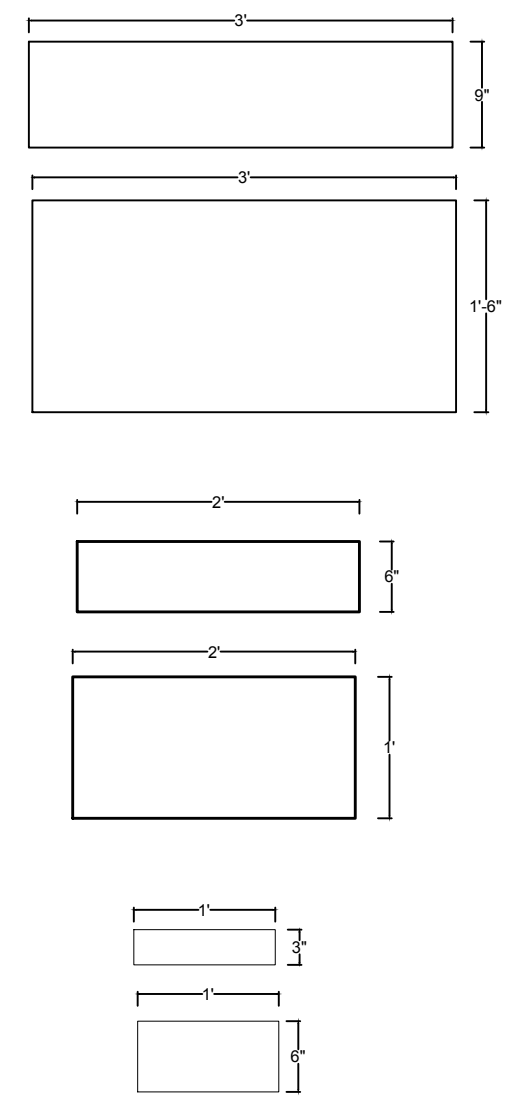
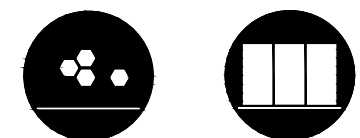


- KEY**
- 1 BASEBOARD BY OTHERS
  - 2 POSHFELT® PANEL
  - 3 EXISTING WALL ASSEMBLY



PROJECT POSHFELT® PLANAR  
 ADDRESS:  
 COMM. #:  
 DATE: 24.10.18  
 REVISED:  
 DRAWN: MK CHECKED: PC

ID#PFCPLA2726  
 CSI PANEL LAYOUT  
 SCALE: SCALED FOR 11x17  
 NOTE:



SHEET  
**1.1**  
 OF 1.1