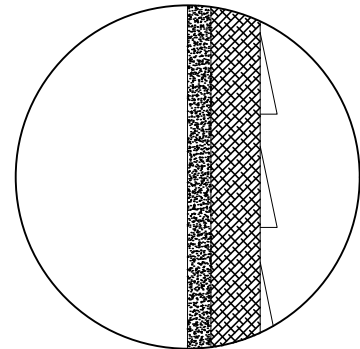
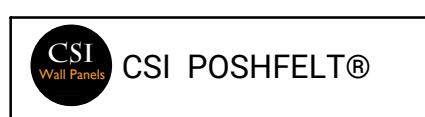


- KEY**
- ① BASEBOARD BY OTHERS
 - ② POSHFELT® PANEL
 - ③ EXISTING WALL ASSEMBLY

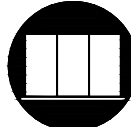


⑤ **DETAIL**



PROJECT POSHFELT® DRIFTS
 ADDRESS:
 COMM. #:
 DATE: 24.10.18
 REVISED:
 DRAWN: MK CHECKED: PC

ID#PFCDR13706
 CSI PANEL LAYOUT
 SCALE: SCALED FOR 11x17
 NOTE:



SHEET
1.1
 OF 1.1