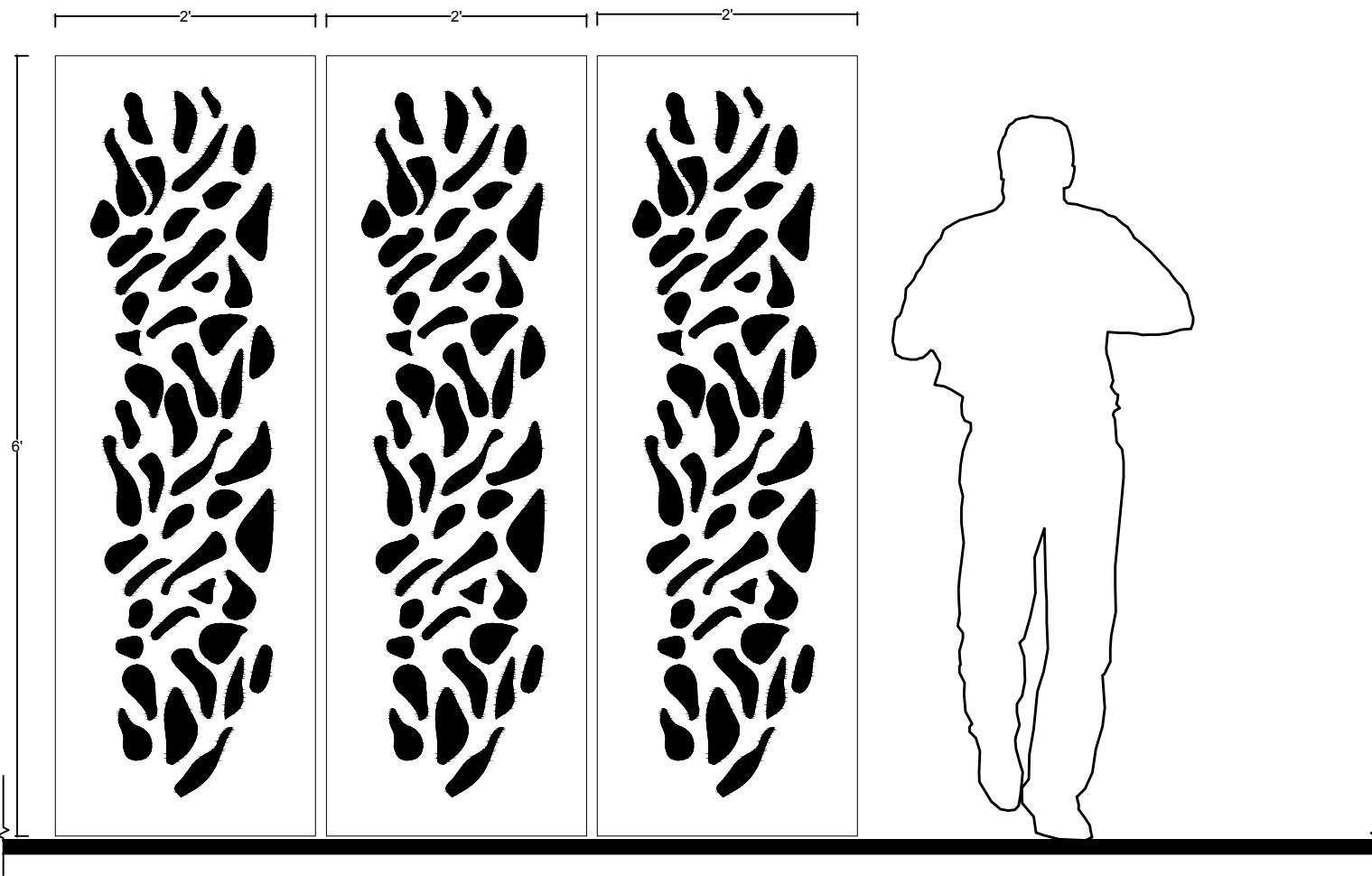


2 PLAN VIEW BYOBU

Scale: 3/4" = 1'-0"


KEY

- 1 BASEBOARD BY OTHERS
- 2 SOUNDCORE® PANEL
- 3 EXISTING WALL ASSEMBLY



4 ELEVATION BUFFER COMPONENTS

Scale: 3/4" = 1'-0"



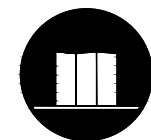
3 SECTION

Scale: 3/4" = 1'-0"



PROJECT BYOBU
 ADDRESS:
 COMM. #: 24.10.18
 DATE: 24.10.18
 REVISED:
 DRAWN: MK CHECKED: PC

SCCBYO1203
 CSI PANEL LAYOUT
 SCALE: SCALED FOR 11x17
 NOTE:



SHEET
 1.1
 OF 1.1